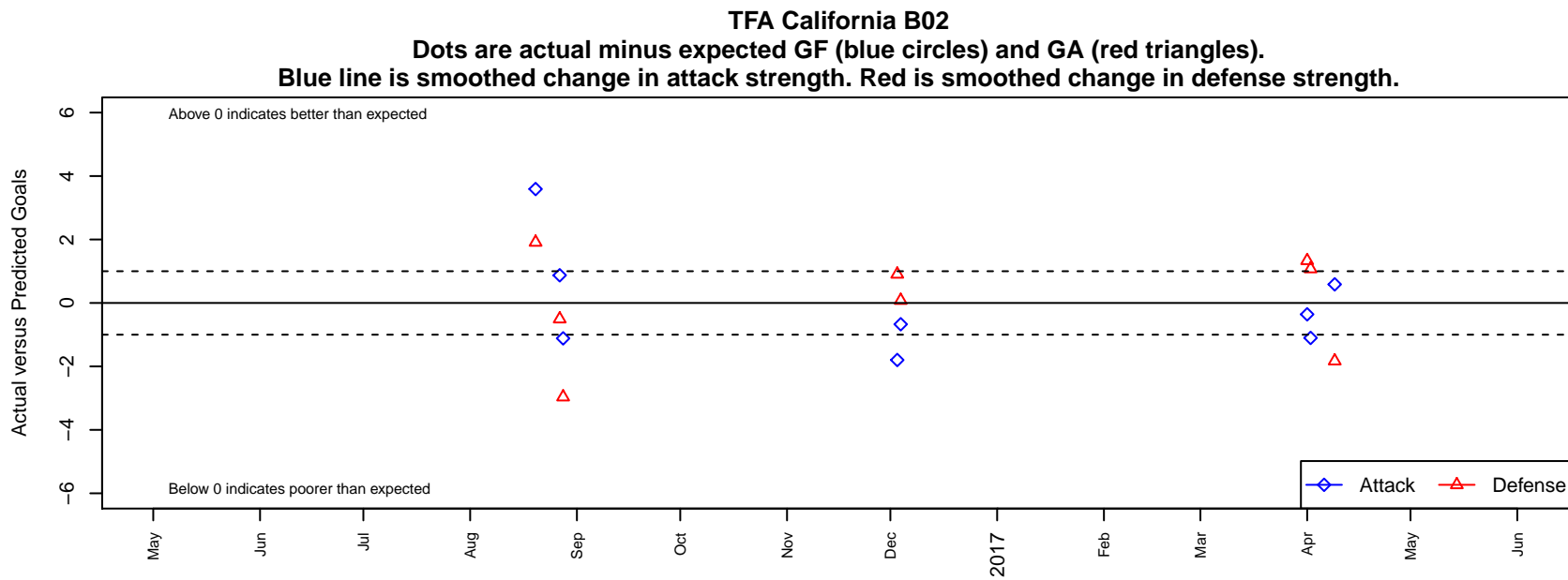


TFA California B02

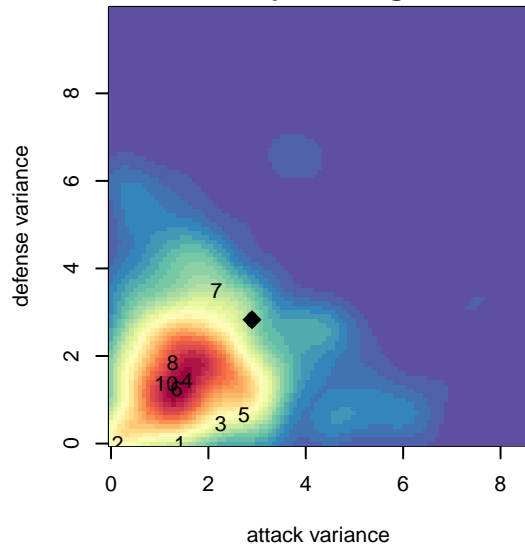
, CAS
B02 total strength=1795
attack=35.65 defense=27.82

alt names used:
Total Futbol Academy

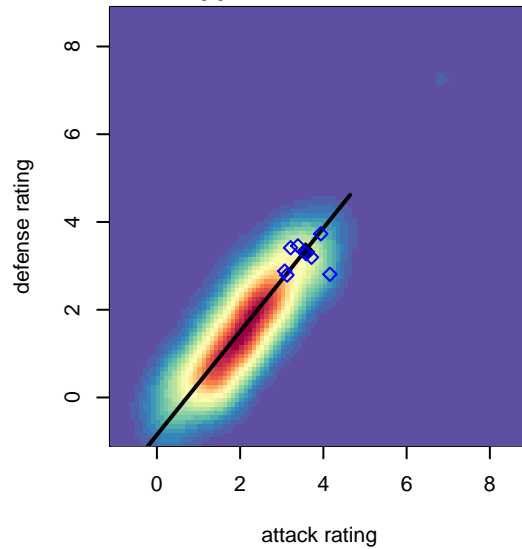
Venues played:
2016 FWRL CAS B02



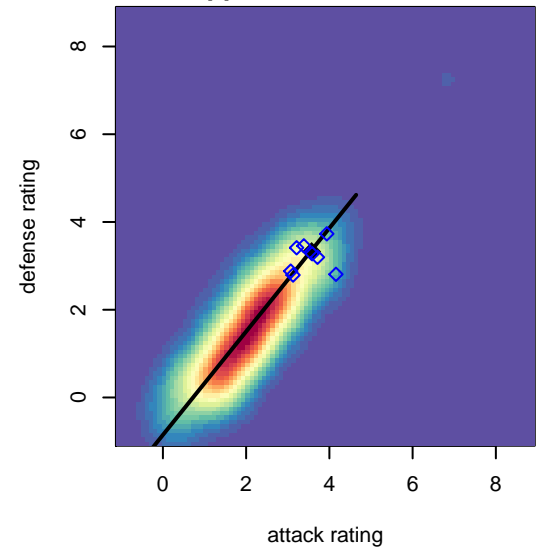
**attack and defense variance (black dot)
relative to other teams
and top 10 in region**



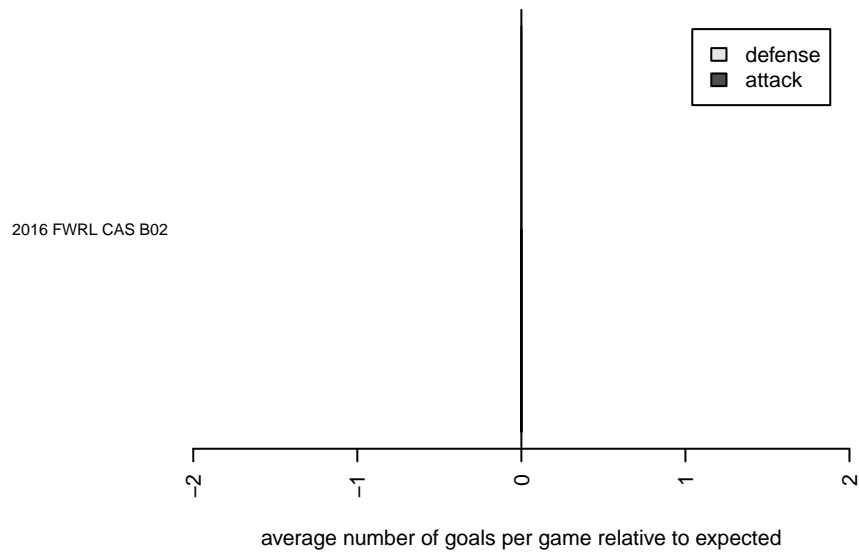
**attack and defense rating
relative to others at age
and all opponents in last 13 months**



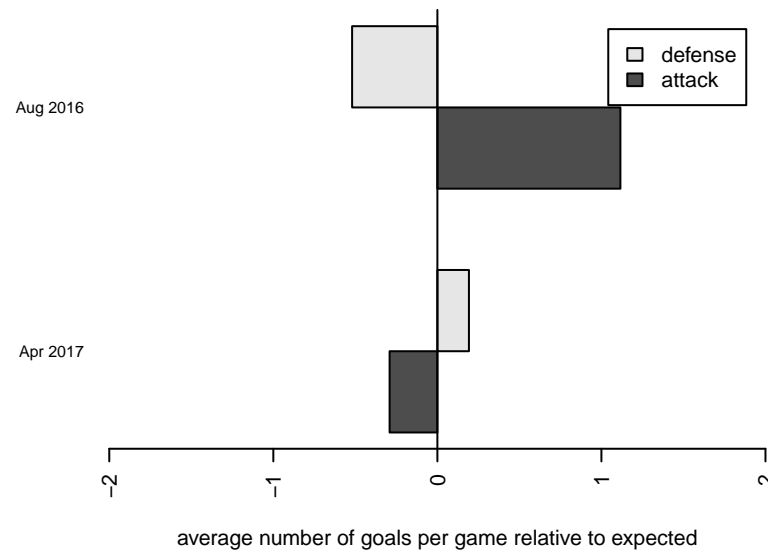
**attack and defense rating
relative to others at age
and all opponents in last 13 months**



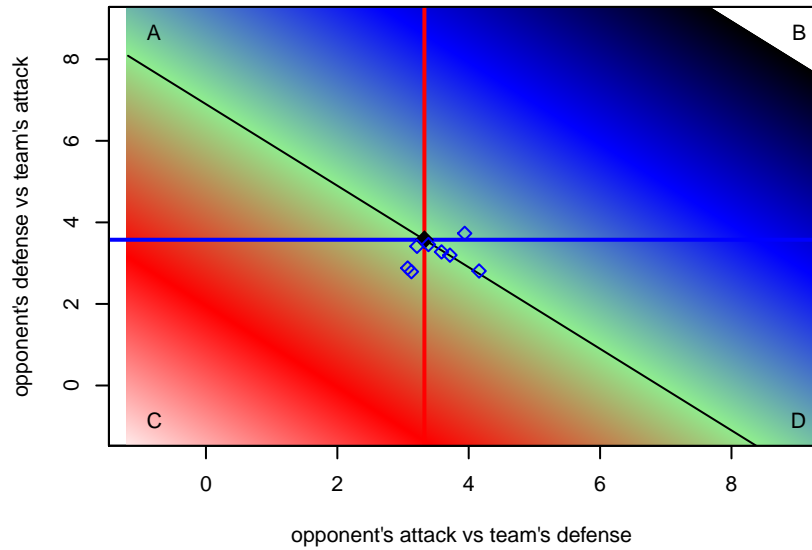
Performance relative to 13 month average



Performance relative to 13 month average



Distribution of opponents
 Red = Lose zone, Blue = Win zone, Green = Even
 Black line separates win/lose zones



lot. A=Neither has attack advantage, B=Opponent has both attack and defense advantage, C=Opponent has both attack and defense disadvantage, D=Both have

date	home		away		venue	pred.home	pred.away
2017-04-09	Strikers FC South Bay B02	3	TFA California B02	2	2016 FWRL CAS B02	1.17	1.41
2017-04-02	Albion SC Academy B02	0	TFA California B02	1	2016 FWRL CAS B02	1.07	2.10
2017-04-01	TFA California B02	1	FC Golden State B02	0	2016 FWRL CAS B02	1.36	1.33
2016-12-04	TFA California B02	1	LA Galaxy South Bay Elite B02	1	2016 FWRL CAS B02	1.67	1.08
2016-12-03	TFA California B02	1	AC Brea Red B02	0	2016 FWRL CAS B02	2.80	0.90
2016-08-28	TFA California B02	0	West Coast FC B02	5	2016 FWRL CAS B02	1.12	2.04
2016-08-27	Strikers FC South Coast B02	2	TFA California B02	3	2016 FWRL CAS B02	1.49	2.13
2016-08-20	Beach FC South Bay Black B02	0	TFA California B02	6	2016 FWRL CAS B02	1.91	2.41